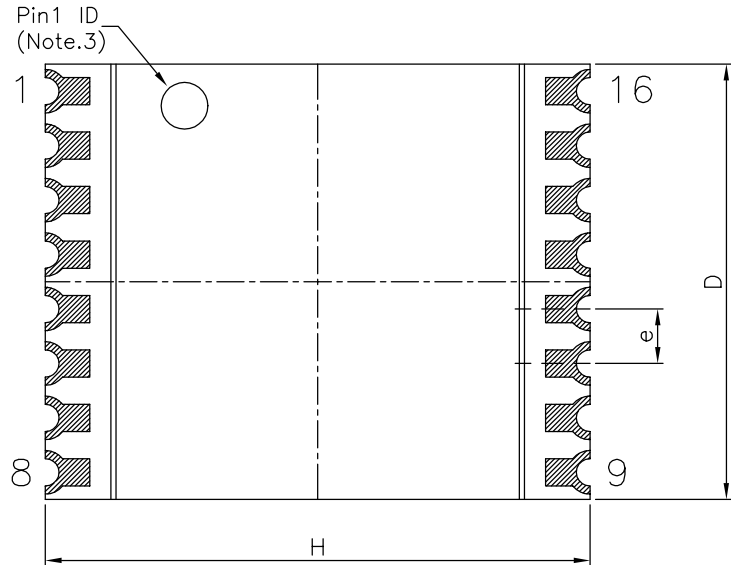
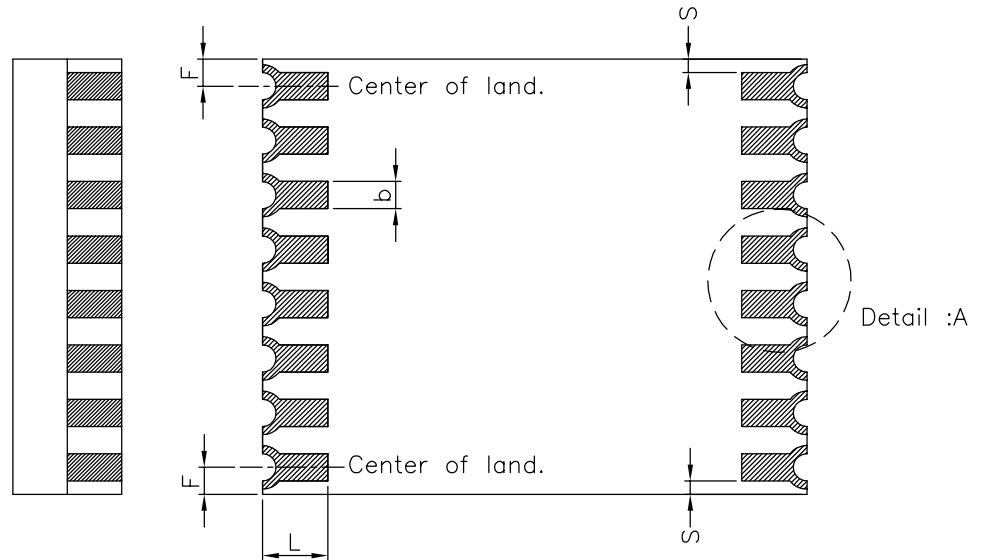


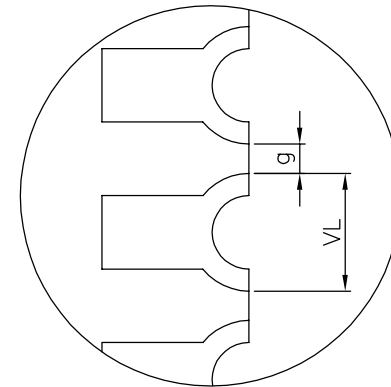
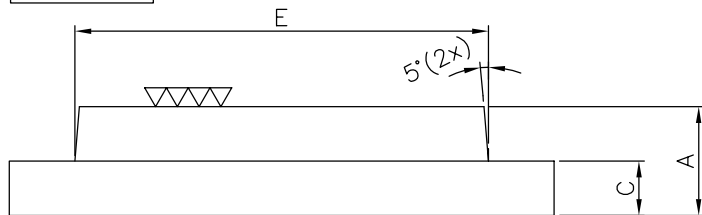
TOP VIEW



BOTTOM VIEW



SIDE VIEW



Detail :A

- Note:
- Controlling dimension in millimeter.
 - Die thickness : 10mils.
 - Pin 1 ID was made in top solder mask layer.

SYMBOLS	DIMENSIONS IN MILLIMETERS		
	MIN	NOM	MAX
A	0.85	0.95	1.05
b	0.20	0.25	0.30
c	—	0.40	—
D	3.90	4.00	4.10
E	3.70	3.80	3.90
e	—	0.50	—
H	—	5.00	—
L	0.60	0.70	0.80
F	0.17	0.25	0.33
S	0.02	0.125	0.18
VL	0.38	0.40	0.45
g	0.05	0.10	0.12

CUSTOMER :		LINGSEN 5-1 NAN 2ND ROAD T.E.P.Z PRECISION IND., LTD TAICHUNG., TAIWAN R. O. C	
APPROVED BY	DATE	TITLE:	
DRAW BY: Jasmin Liu	12/02/04	COB 16L(5x4mm) Package Outline Drawing	
CHECK BY: Kevin Liao	12/02/04	DWG. NO. PO-COB-011	
APPROVAL: Jack Tu	12/02/04	REV. 5	
APPROVAL: Jack Tu	12/02/04	UNIT : mm	SCALE : 20/1 SHEET 1 OF 1