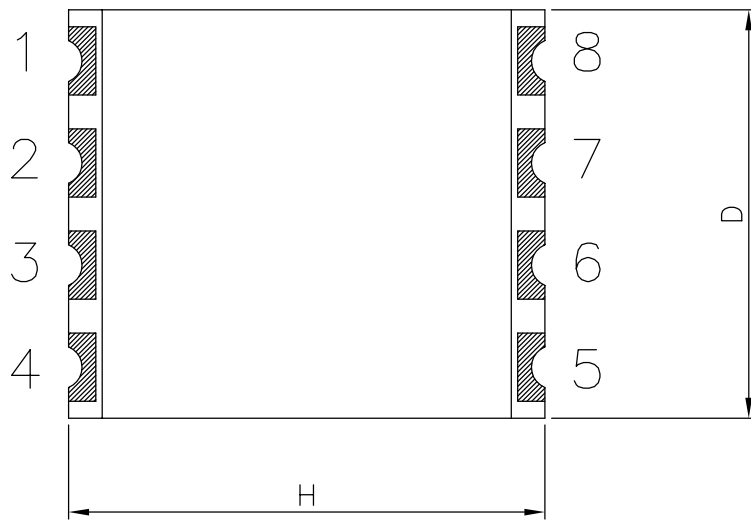
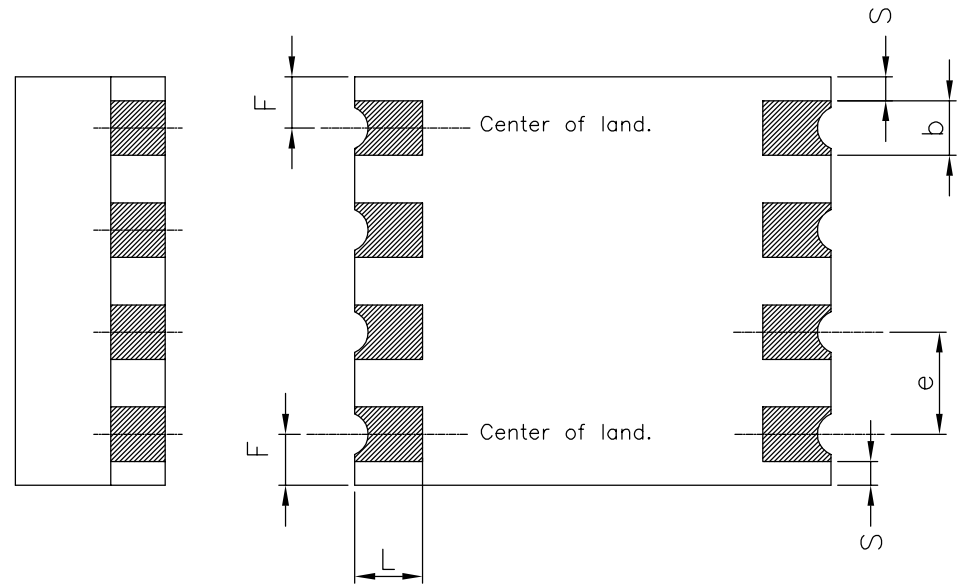


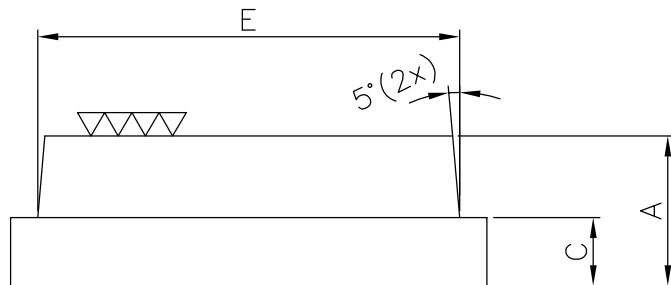
TOP VIEW



BOTTOM VIEW



SIDE VIEW



NOTE :
1. ALL DIMENSION ARE IN MILLIMETERS.

| SYMBOLS | DIMENSIONS IN MILLIMETERS | | |
|---------|---------------------------|-------|-------|
| | MIN | NOM | MAX |
| A | 0.90 | 1.00 | 1.10 |
| b | 0.30 | 0.40 | 0.50 |
| c | — | 0.50 | — |
| D | 2.90 | 3.00 | 3.10 |
| E | 3.00 | 3.10 | 3.20 |
| e | — | 0.75 | — |
| H | 3.40 | 3.50 | 3.60 |
| L | 0.40 | 0.50 | 0.60 |
| F | 0.28 | 0.38 | 0.48 |
| S | 0.075 | 0.175 | 0.275 |

| | | | |
|--------------------------------|---------|---|---------------------------|
| CUSTOMER : | | LINGSEN 5-1 NAN 2ND ROAD T.E.P.Z PRECISION IND., LTD TAICHUNG., TAIWAN R. O. C | |
| APPROVED BY | DATE | TITLE: COB 8L(3x3.5mm) Package Outline Drawing | |
| DRAW BY: <i>Ashburn Lee</i> | 5/06/03 | | |
| CHECK BY: <i>Kevin Liao</i> | 5/06/03 | | |
| APPROVAL: <i>Jack Tu</i> | 5/06/03 | DWG. NO. PO-COB-003 | REV. 0 |
| APPROVAL: <i>Jack Tu</i> | 5/06/03 | UNIT : mm | SCALE : 20/1 SHEET 1 OF 1 |