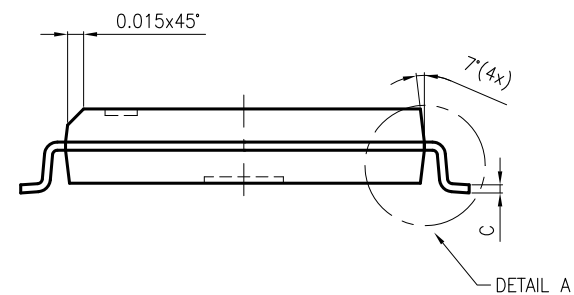
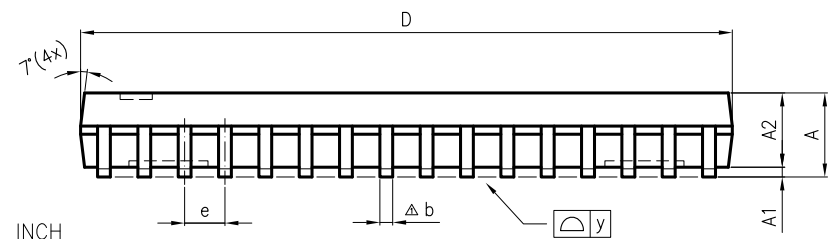
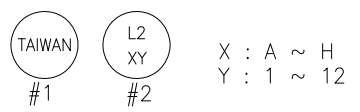


DETAIL A



DETAIL A

- NOTE :**
1. CONTROLLING DIMENSION : INCH
 2. LEAD FRAME MATERIAL : COPPER 194
 3. DIMENSION "D" DOES NOT INCLUDE MOLD FLASH, TIE BAR BURRS AND GATE BURRS. MOLD FLASH, TIE BAR BURRS AND GATE BURRS SHALL NOT EXCEED 0.006"[0.15mm] PER END. DIMENSION "E1" DOES NOT INCLUDE INTERLEAD FLASH. INTERLEAD FLASH SHALL NOT EXCEED 0.010"[0.25mm] PER SIDE.
 4. DIMENSION "b" DOES NOT INCLUDE DAMBAR PROTRUSION. ALLOWABLE DAMBAR PROTRUSION SHALL BE 0.003"[0.08mm] TOTAL IN EXCESS OF THE "b" DIMENSION AT MAXIMUM MATERIAL CONDITION. DAMBAR CANNOT BE LOCATED ON THE LOWER RADIUS OR THE FOOT. MINIMUM SPACE BETWEEN PROTRUSION AND AN ADJACENT LEAD TO BE 0.0028"[0.07mm]
 5. TOLERANCE : ±0.010"[0.25mm] UNLESS OTHERWISE SPECIFIED.
 6. OTHERWISE DIMENSION FOLLOW ACCEPTABLE SPEC.
 7. BOTTOM E-PIN INDENT IN MARKED AS BELOW :



SYMBOLS	DIMENSIONS IN MILLIMETERS			DIMENSIONS IN INCHES		
	MIN	NOM	MAX	MIN	NOM	MAX
A	2.72	2.84	3.00	0.107	0.112	0.120
A1	0.05	—	0.30	0.002	—	0.012
A2	2.57	2.69	2.82	0.101	0.106	0.111
b	0.33	0.41	0.51	0.013	0.016	0.020
C	0.19	0.20	0.25	0.0075	0.008	0.0098
D	20.24	20.45	20.65	0.797	0.805	0.813
E	13.79	14.12	14.45	0.543	0.556	0.569
E1	11.18	11.30	11.43	0.440	0.445	0.450
e	—	1.27	—	—	0.050	—
L	0.38	0.79	1.27	0.015	0.031	0.050
△ y	—	—	0.076	—	—	0.003
θ	0°	—	8°	0°	—	8°

CUSTOMER :		LINGSEN 5-1 NAN 2ND ROAD T.E.P.Z PRECISION IND; LTD TAICHUNG, TAIWAN R. O. C	
APPROVED BY	DATE	TITLE : 32L WIDE BODY SMALL OUTLINE PACKAGE DRAWING (450 mil)	
DRAW BY: <i>Vivi Chen</i>	03/14/'00		
CHECK BY: <i>Leo Chen</i>	04/10/'00		
APPROVAL: <i>Paul Lwu</i>	04/10/'00	DWG. NO. PO-SOP-010	REV. 1
APPROVAL: <i>Jack Tu</i>	04/10/'00	UNIT : INCH	SCALE : 4/1 SHEET 1 OF 1